

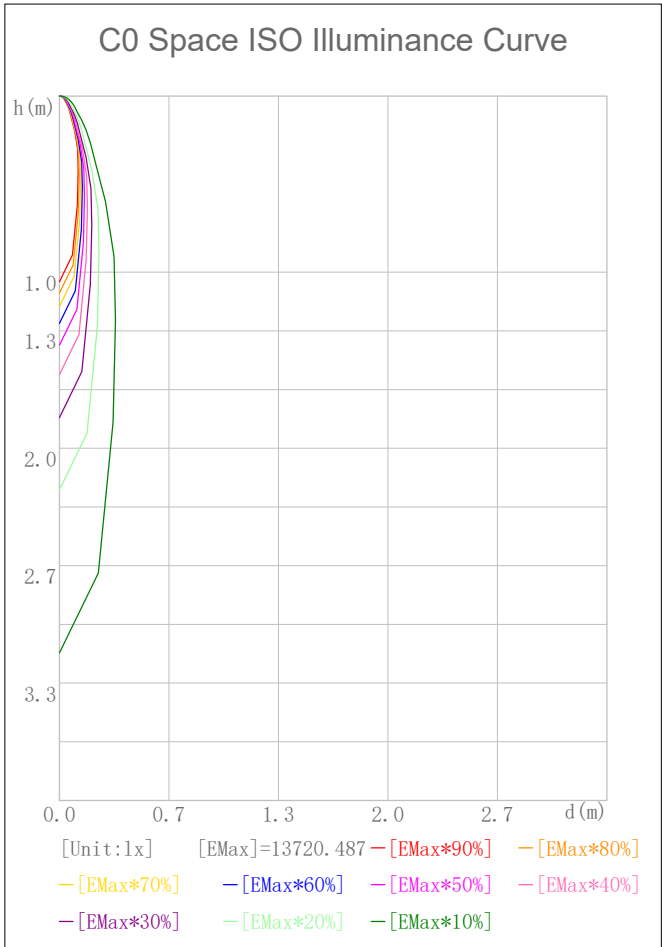
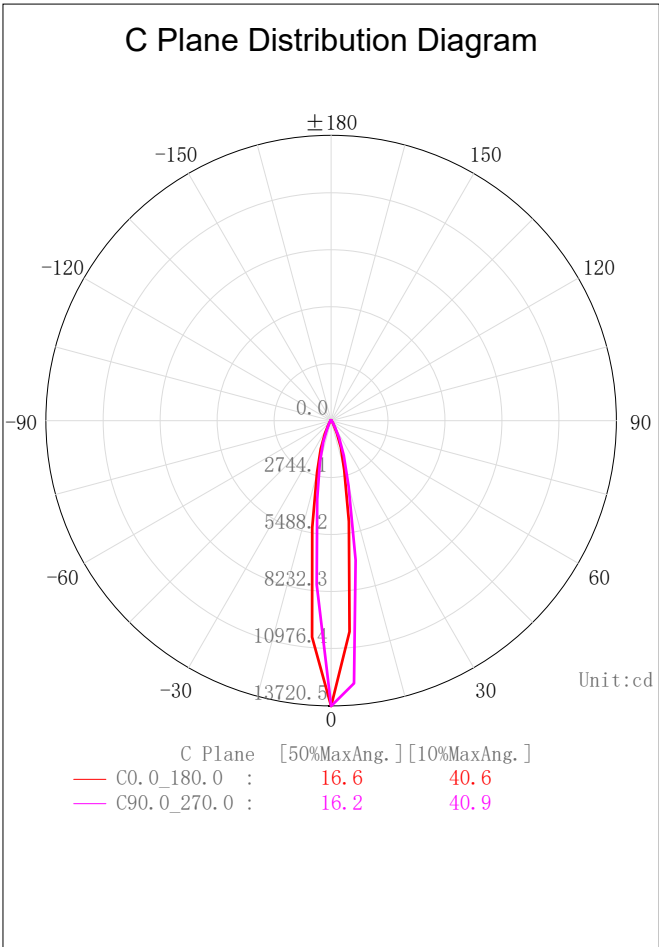
Indoor Luminaire Photometric Data

Description Information

Luminary Name: SD08-25-XX-01 3000K RA90 15D		Lum. Catalog:	Test ID: 01
Lamp Name:		Lamp Catalog: LED	Test Date: 2022/09/14
Manufacture: Shenzhen Norming Lighting		Shld. Ang(°):	Test Machine:GON-2000
Test Lab: Quality Department		Frequency (Hz):	Lamp CCT (K): Ra:
Lum. Size (W*L*H):0.083m*0.083m*0.000m		Lum. Area (m2):0.007	Lum. W (kg): 0.000
Test System: C, γ	Test Step: C=90.0 γ=5.0	Temp. (°C): 25	Humidity(%): 50.0

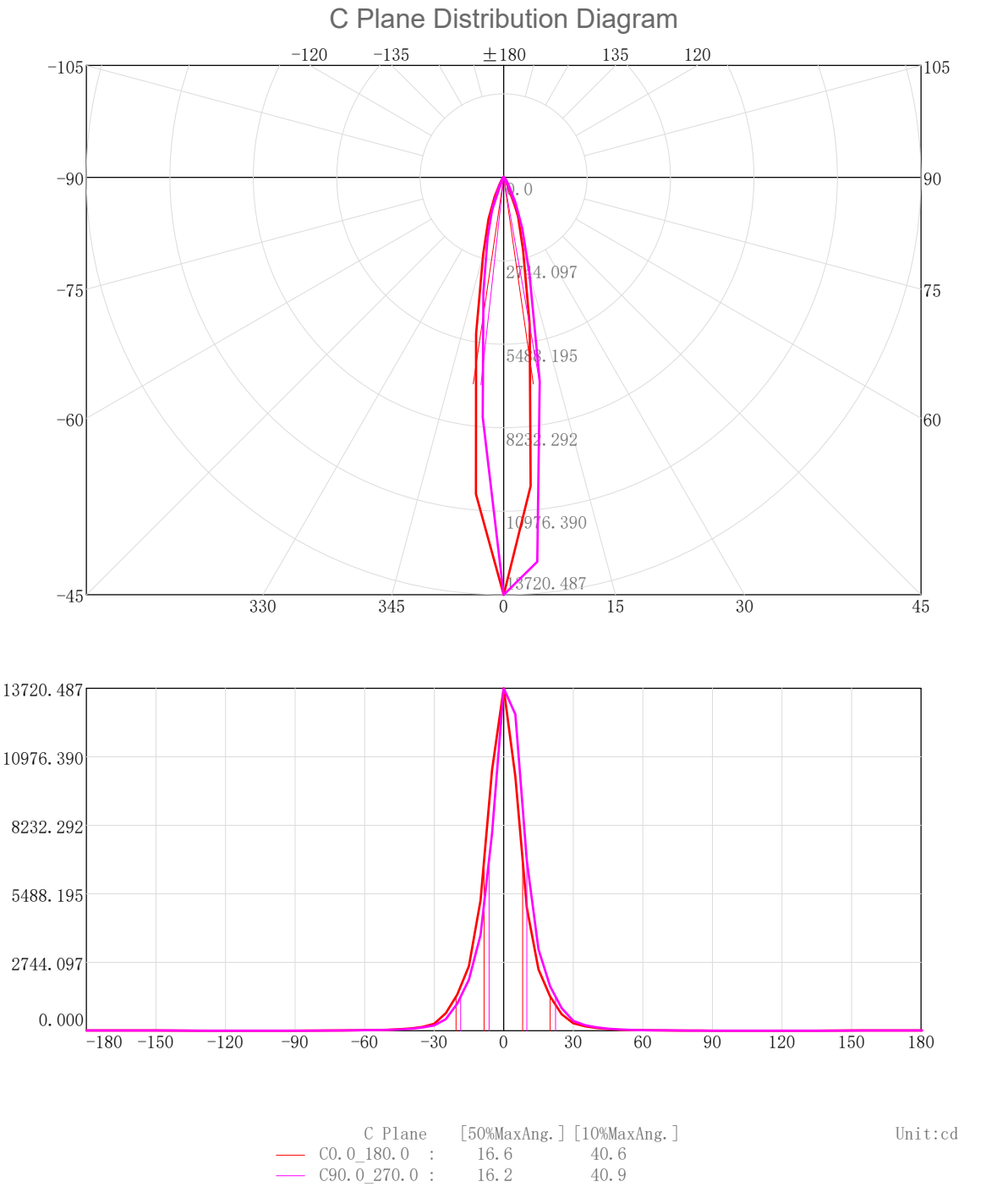
Character Parameter

Lamp Speciality Parameter		Luminaire Speciality Parameter	
Rated Flux(lm): 2279.990	Luminary Flux(lm): 2279.987	Field Angle(10%Imax): 40.6(°)	
Rated Power(W):	Luminary Efficiency: 100.00%	Down Lumens&Percent: 2232.010lm 97.90%	
Rated Voltage(V):	Luminary EER(lm/W): 98.022	Up Lumens&Percent: 47.977lm 2.10%	
Tested Power(W): 23.260	Max. Candela(cd): 13720.487	S/MH: C0_a180=0.285 C90_270=0.279	
Lamps' Inside: 1	Max Cand@Ang. (°): C=0.0 γ=0.0	CIE Type: Semi-Direct	
Tested Electrics (V, A, pf):240.0, 0.101, 0.958	Beam Angle(50%Imax): 16.6(°)	ErP Φ use(90°): 2222.786lm	
Lamp Size (W*L*H):0.083m*0.083m*0.000m	Left=-8.4°, Right=8.2°	IRF(%): 1331.421	



2D Plane Light Intensity Distribution Curve

Lum. Name:SD08-25-XX-01 3000K RA90 15D	Lum. Catelog:	Test ID:01
Lamp Name:	Lamp Catelog:LED	Test Lab:Quality Department
Manufacture:Shenzhen Norming Lighting	Test Machine:GON-2000	Test Date:2022/09/14

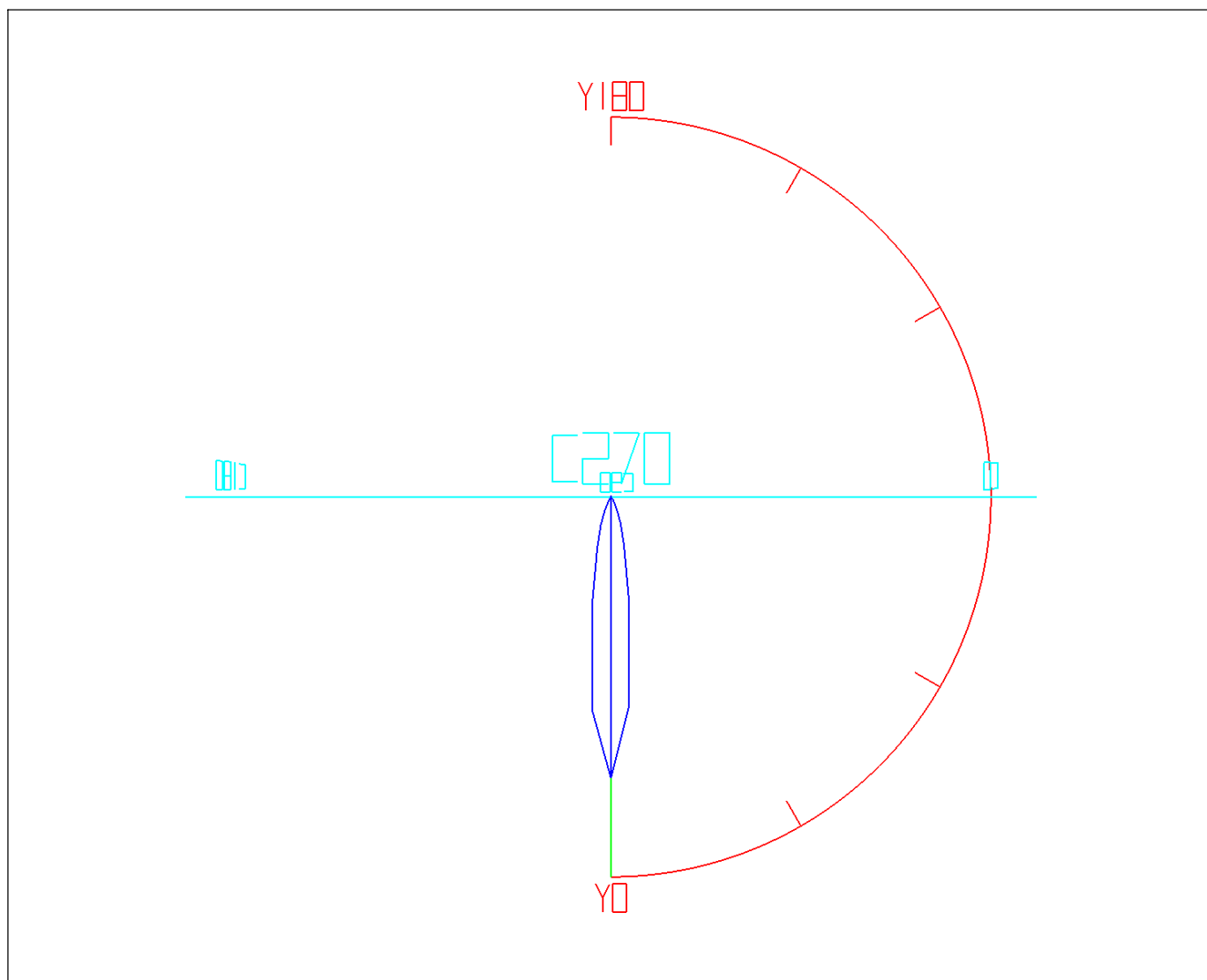


Photometric Filename:SD08-25-XX-01 3000K RA90 15D.IES

3D Light Intensity Distribution Modal

Lum. Name: SD08-25-XX-01 3000K RA90 15D	Lum. Catalog:	Test ID: 01
Lamp Name:	Lamp Catalog: LED	Test Lab: Quality Department
Manufacture: Shenzhen Norming Lighting	Test Machine:GON-2000	Test Date: 2022/09/14

3D Light Intensity Distribution Modal



Curves: 3D Model — Fixture — Vert. HUD — Hori. HUD —

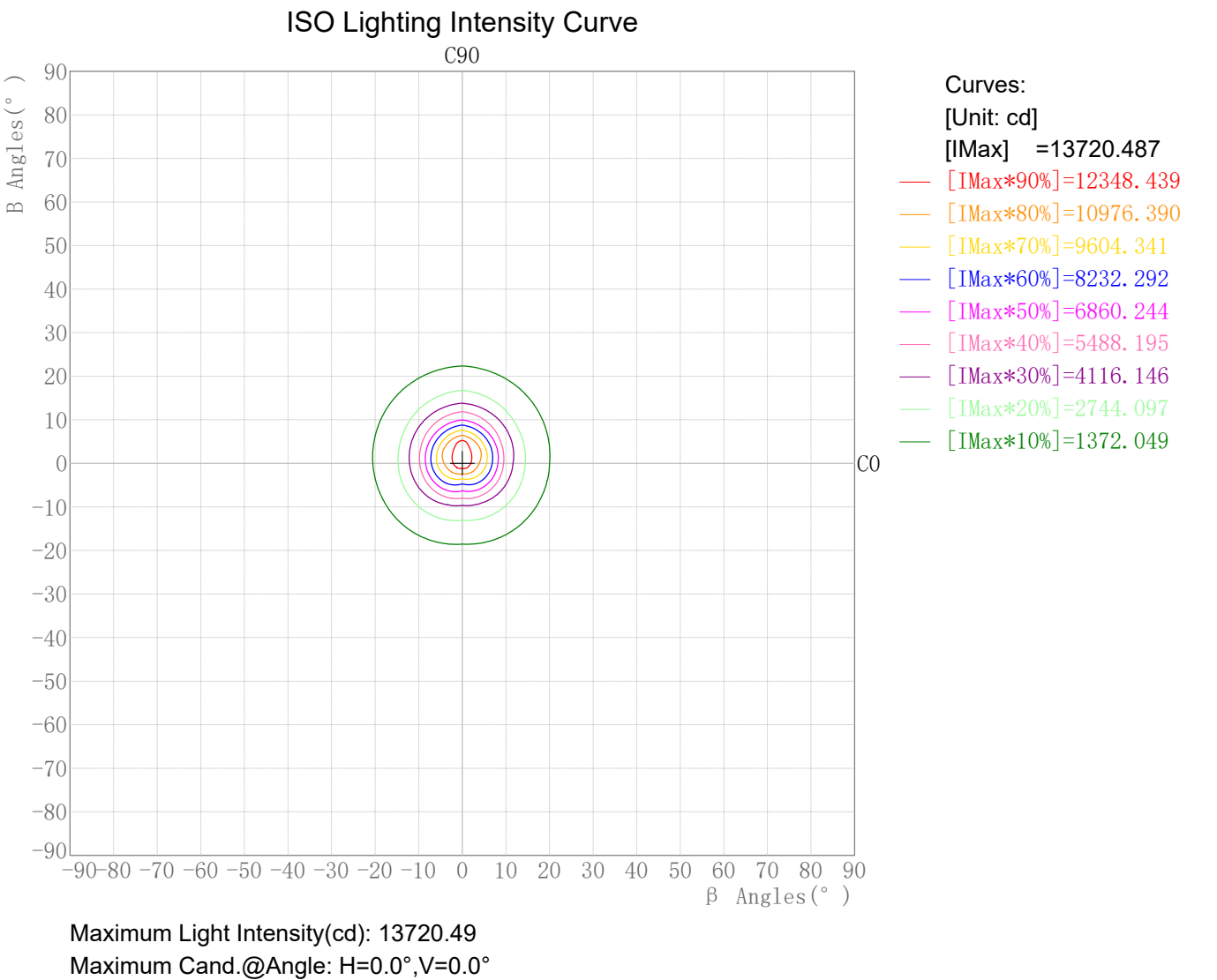
View Angles: Orient:0 Tilt:0 Roll:0 Spin:0

Zonal Flux Tabulation

Zone(γ)	Zone Flux (lm)	Sums Flux (lm)	Zone%Lamp	Sums%Lamp
0.0-5.0	287.23	287.23	12.60	12.60
5.0-10.0	554.65	841.88	24.33	36.92
10.0-15.0	462.21	1304.09	20.27	57.20
15.0-20.0	331.21	1635.31	14.53	71.72
20.0-25.0	221.64	1856.95	9.72	81.45
25.0-30.0	125.25	1982.20	5.49	86.94
30.0-35.0	70.34	2052.54	3.09	90.02
35.0-40.0	47.49	2100.03	2.08	92.11
40.0-45.0	32.60	2132.62	1.43	93.54
45.0-50.0	22.25	2154.88	0.98	94.51
50.0-55.0	16.62	2171.49	0.73	95.24
55.0-60.0	14.06	2185.56	0.62	95.86
60.0-65.0	12.03	2197.59	0.53	96.39
65.0-70.0	10.02	2207.61	0.44	96.83
70.0-75.0	8.21	2215.81	0.36	97.19
75.0-80.0	6.63	2222.44	0.29	97.48
80.0-85.0	5.31	2227.74	0.23	97.71
85.0-90.0	4.27	2232.01	0.19	97.90
90.0-95.0	3.50	2235.51	0.15	98.05
95.0-100.0	3.04	2238.55	0.13	98.18
100.0-105.0	2.73	2241.27	0.12	98.30
105.0-110.0	2.48	2243.76	0.11	98.41
110.0-115.0	2.31	2246.07	0.10	98.51
115.0-120.0	2.17	2248.23	0.10	98.61
120.0-125.0	2.16	2250.40	0.09	98.70
125.0-130.0	2.28	2252.68	0.10	98.80
130.0-135.0	2.62	2255.30	0.11	98.92
135.0-140.0	3.11	2258.41	0.14	99.05
140.0-145.0	3.65	2262.06	0.16	99.21
145.0-150.0	3.99	2266.05	0.17	99.39
150.0-155.0	3.92	2269.97	0.17	99.56
155.0-160.0	3.50	2273.46	0.15	99.71
160.0-165.0	2.83	2276.29	0.12	99.84
165.0-170.0	2.06	2278.36	0.09	99.93
170.0-175.0	1.23	2279.59	0.05	99.98
175.0-180.0	0.40	2279.99	0.02	100.00

Rectangle ISO Lighting Intensity Diagram

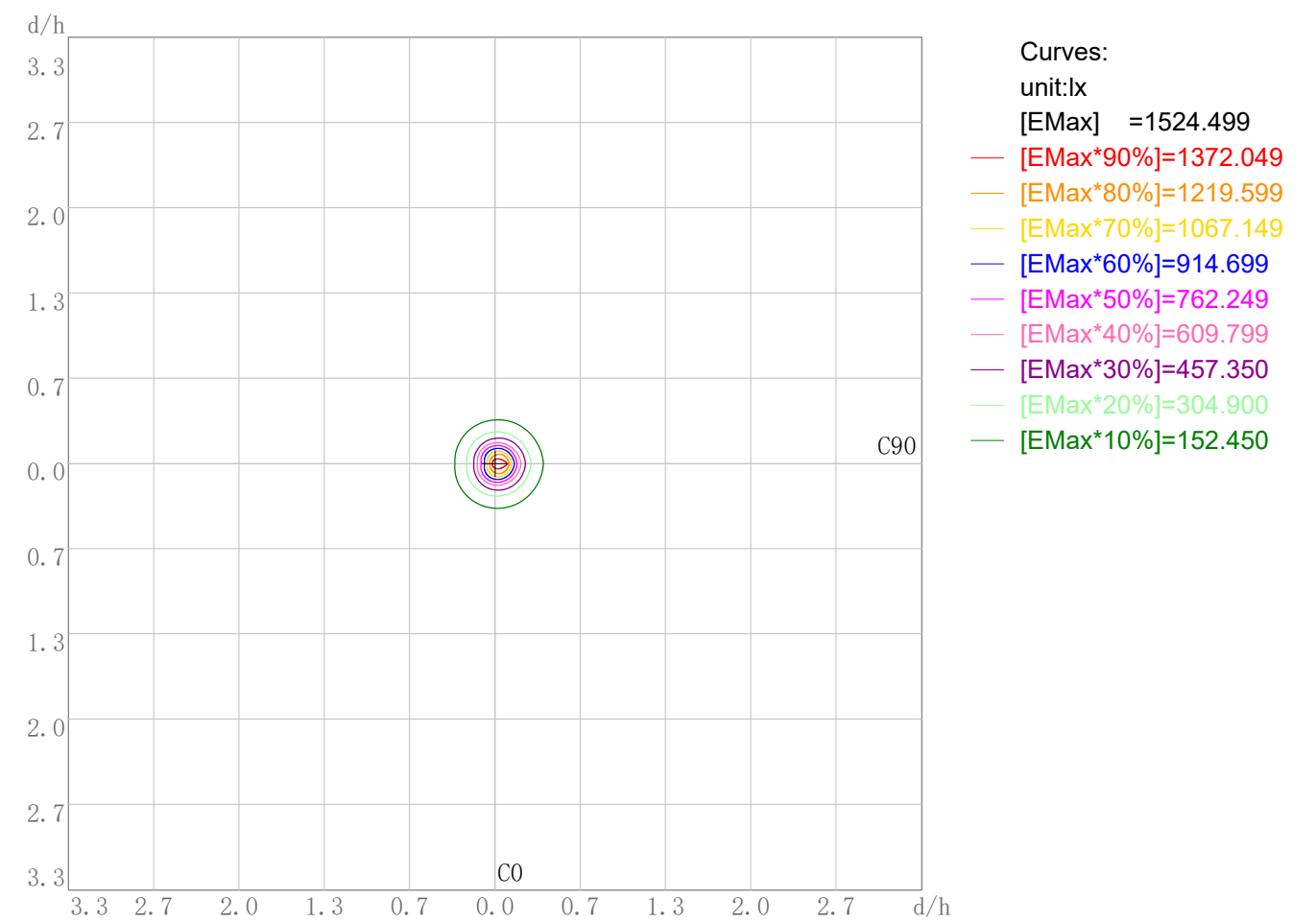
Lum. Name:SD08-25-XX-01 3000K RA90 15D	Lum. Catalog:	Test ID: 01
Lamp Name:	Lamp Catalog: LED	Test Lab: Quality Department
Manufacture: Shenzhen Norming Lighting	Test Machine:GON-2000	Test Date: 2022/09/14



Plane ISO-Illuminance Diagram

Lum. Name:SD08-25-XX-01 3000K RA90 15D	Lum. Catalog:	Test ID: 01
Lamp Name:	Lamp Catalog: LED	Test Lab: Quality Department
Manufacture: Shenzhen Norming Lighting	Test Machine:GON-2000	Test Date: 2022/09/14

Plane ISO-Illuminance Curve

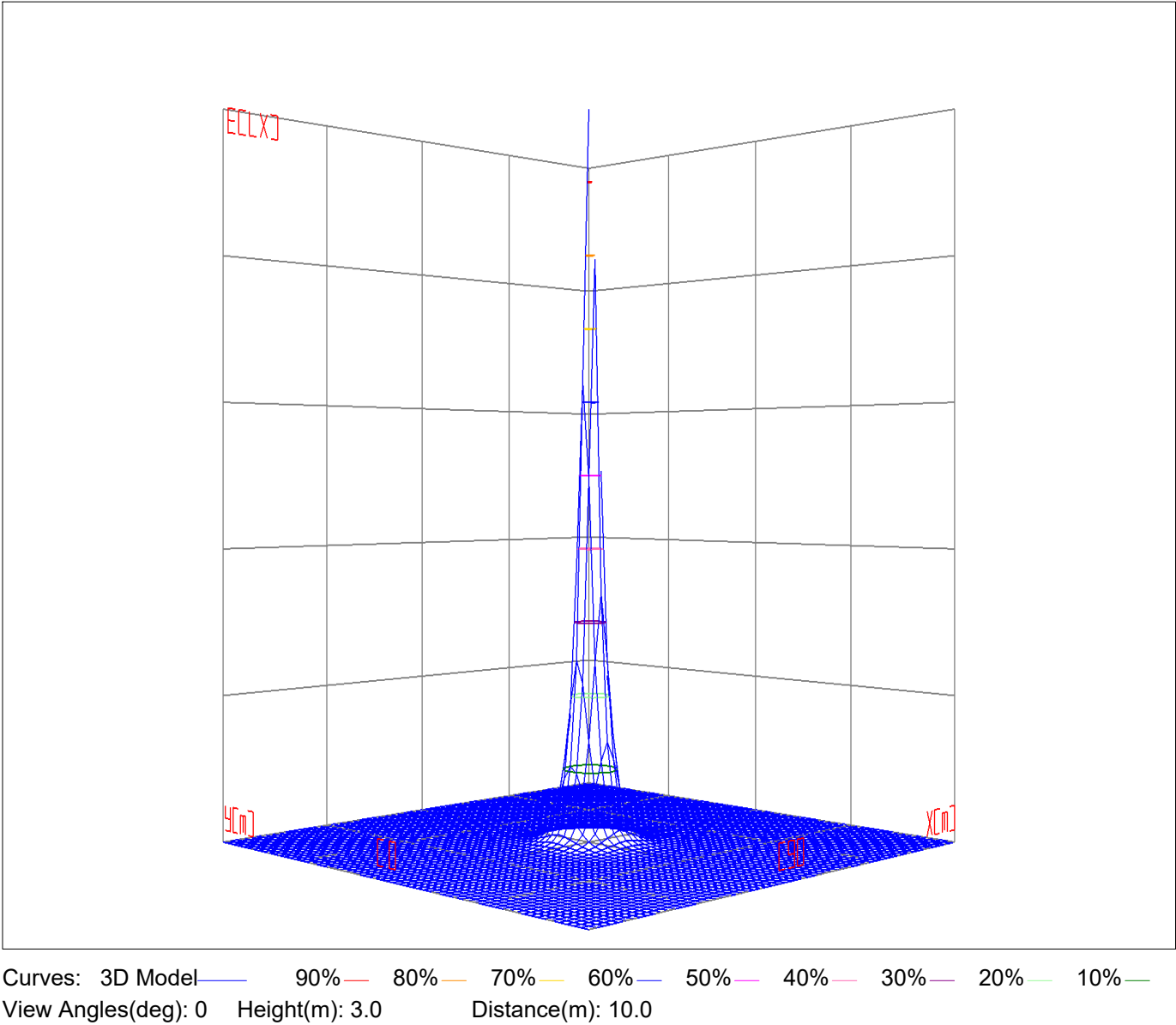


Working Plane Luminaire Mounting Height(m): 3.00
Working Plane Maximum Illuminance(lx): 1524.50
Working Plane Maximum Illuminance Position(d/h):H0.0 V0.0

3D Plane ISO Illuminance Diagram

Lum. Name: SD08-25-XX-01 3000K RA90 15D	Lum. Catelog:	Test ID: 01
Lamp Name:	Lamp Catelog: LED	Test Lab: Quality Department
Manufacture: Shenzhen Norming Lighting	Test Machine:GON-2000	Test Date: 2022/09/14

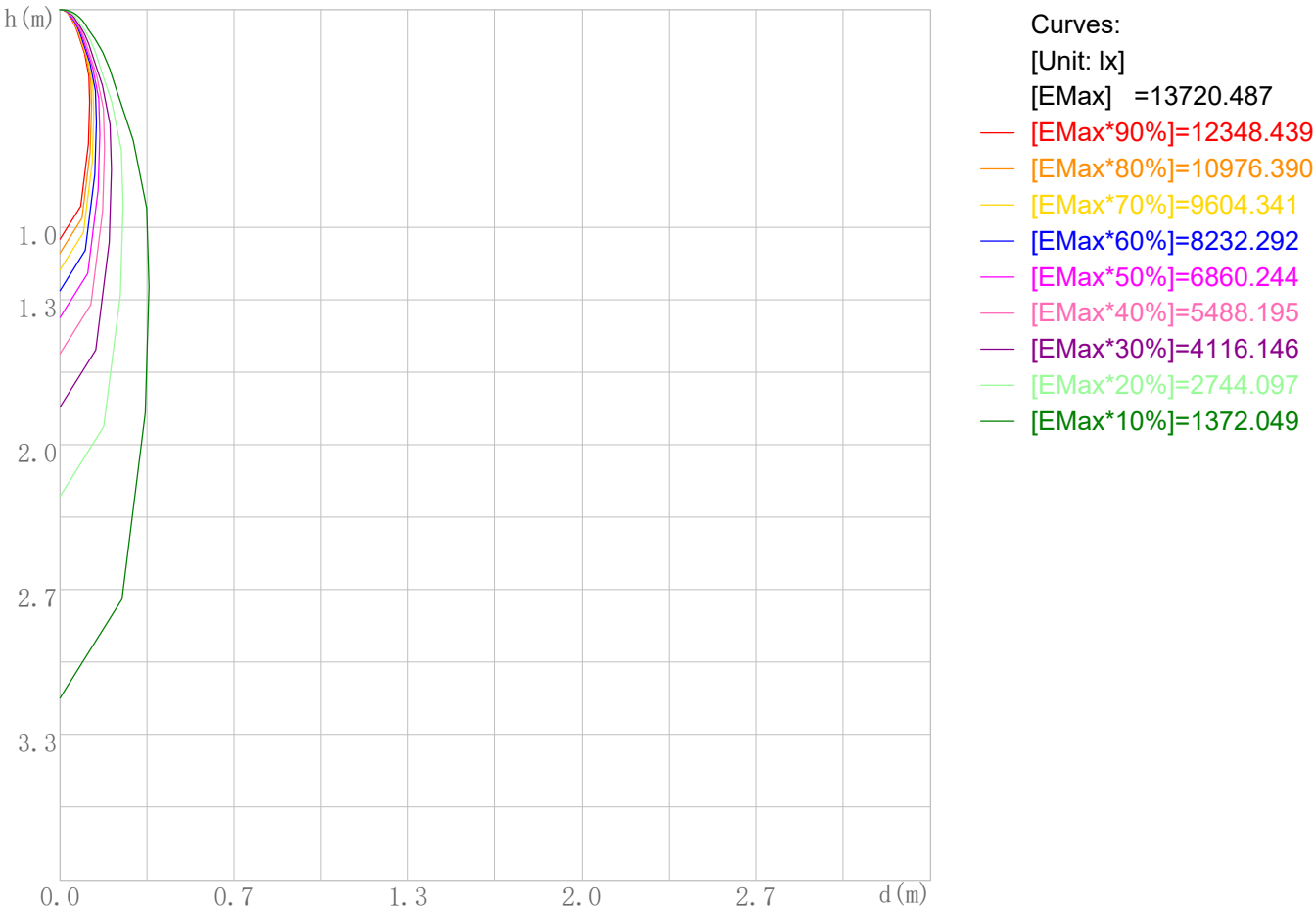
3D Plane Illuminance Modal



Space ISO Illuminance Diagram

Lum. Name:SD08-25-XX-01 3000K RA90 15D	Lum. Catelog:	Test ID:01
Lamp Name:	Lamp Catelog:LED	Test Lab:Quality Department
Manufacture:Shenzhen Norming Lighting	Test Machine:GON-2000	Test Date:2022/09/14

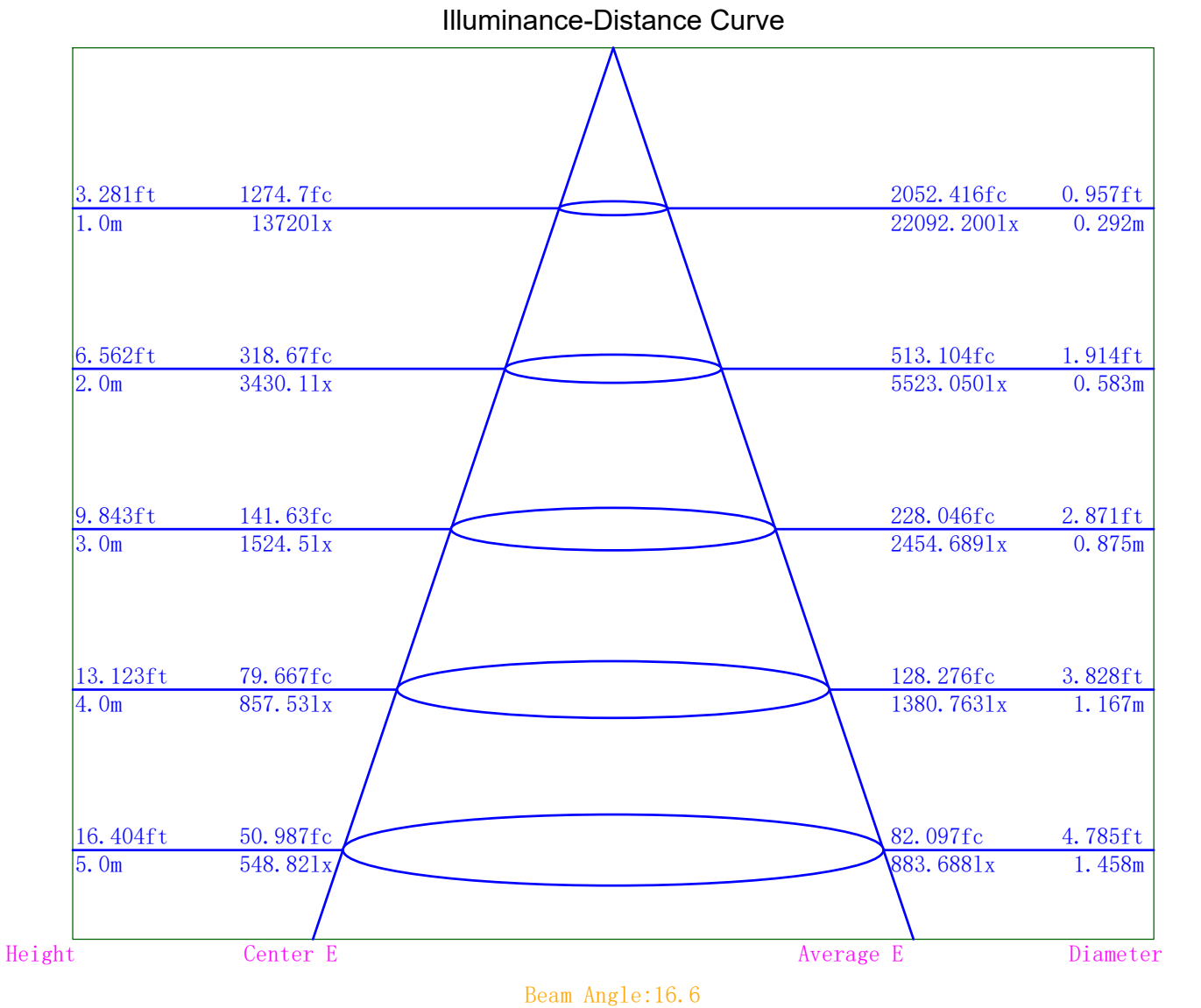
Space ISO Illuminance Curve



Space Plane Maximum Illuminance and @Angle:13720.49lx,0.0deg
Plane Maximum Lighting Intensity and @Angle:13720.487cd,0deg

Illuminance-Distance Diagram

Lum. Name:SD08-25-XX-01 3000K RA90 15D	Lum. Catelog:	Test ID:01
Lamp Name:	Lamp Catelog:LED	Test Lab:Quality Department
Manufacture:Shenzhen Norming Lighting	Test Machine:GON-2000	Test Date:2022/09/14



Indoor Luminance Limiting Curves

Lum. Name:SD08-25-XX-01 3000K RA90 15D	Lum. Catalog:	Test ID:01
Lamp Name:	Lamp Catalog:LED	Test Lab:Quality Department
Manufacture:Shenzhen Norming Lighting	Test Machine:GON-2000	Test Date:2022/09/14

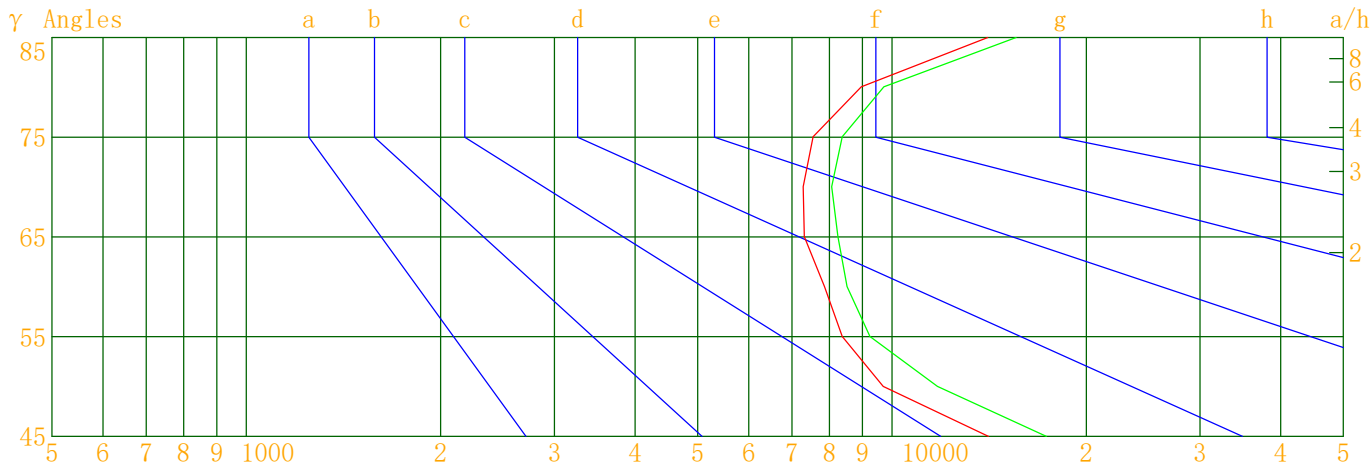
Glare Grade Table

GI	Quality	Using Illuminance							
1.15	A	2000	1000	500	<=300				
1.5	B		2000	1000	500	<=300			
1.85	C			2000	1000	500	<=300		
2.2	D				2000	1000	500	<=300	
2.55	E	a				2000	1000	500	<=300
			b	c	d	e	f	g	h

Luminance Table

Gama(deg)	45	50	55	60	65	70	75	80	85
C0	14106	9693	8376	7861	7313	7288	7550	8965	14069
C90	17344	11764	9243	8517	8246	8067	8373	9713	15566

Luminance Limiting Curve



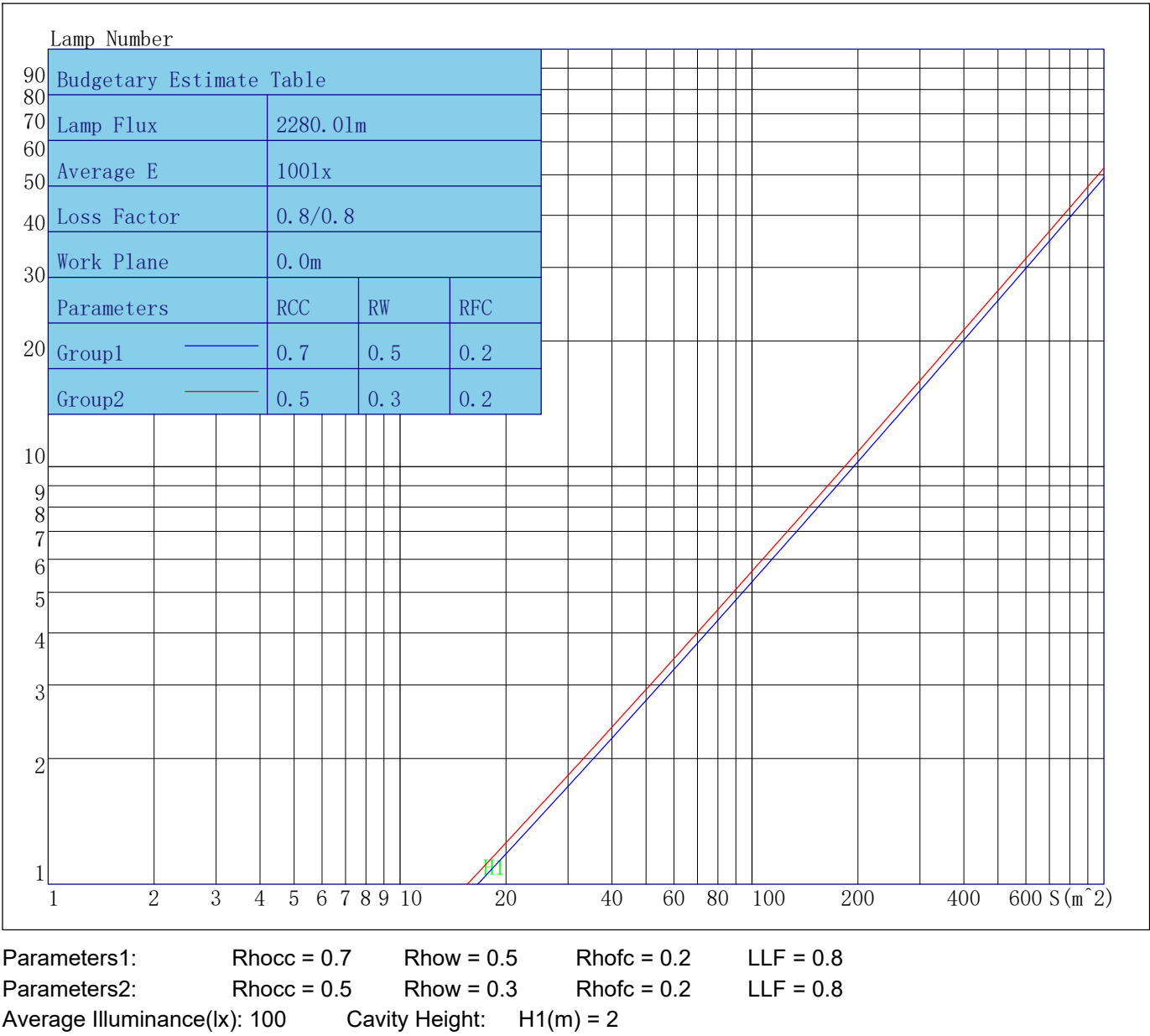
Luminous Size:Length(m)=0.083Width(m)=0.083Height(m)=0.000Area(m^2)=0.006889

Luminous Type:Without Luminous Side

Luminous Curves:C0-C180 Color: C90-C270 Color:

Indoor Budgetary Estimate Table

Lum. Name:SD08-25-XX-01 3000K RA90 15D	Lum. Catalog:	Test ID:01
Lamp Name:	Lamp Catalog: LED	Test Lab: Quality Department
Manufacture: Shenzhen Norming Lighting	Test Machine:GON-2000	Test Date: 2022/09/14



Indoor Coefficient of Utilization Table

Lum. Name: SD08-25-XX-01 3000K RA90 15D	Lum. Catelog:	Test ID: 01
Lamp Name:	Lamp Catelog: LED	Test Lab: Quality Department
Manufacture: Shenzhen Norming Lighting	Test Machine:GON-2000	Test Date: 2022/09/14

Coefficients of Utilization - Zonal Cavity Method																		
Coef.	Effective Floor Cavity Reflectance RFC=0.20																	
RhoCC (%)	80				70				50			30			10			0
RhoW (%)	70	50	30	10	70	50	30	10	50	30	10	50	30	10	50	30	10	0
RCR	Coefficient of Utilization(%)																	
0	119	119	119	119	116	116	116	116	110	110	110	105	105	105	100	100	100	98
1	114	112	109	107	111	109	107	106	105	103	102	101	100	99	97	96	95	94
2	110	106	102	99	107	104	101	98	100	98	96	97	95	93	94	93	91	90
3	106	101	97	93	104	99	95	92	96	93	91	94	91	89	91	89	88	86
4	102	96	92	88	100	95	91	88	93	89	87	91	88	85	89	86	84	83
5	99	92	88	84	97	91	87	84	89	86	83	88	85	82	86	83	81	80
6	96	89	84	81	94	88	84	81	86	83	80	85	82	79	84	81	79	78
7	93	86	81	78	91	85	81	78	84	80	77	83	79	77	81	78	76	75
8	90	83	79	75	89	82	78	75	81	78	75	80	77	74	79	76	74	73
9	88	80	76	73	87	80	76	73	79	75	73	78	75	72	77	74	72	71
10	85	78	74	71	84	78	74	71	77	73	71	76	73	70	75	72	70	69

Unified Glare Rating Table

Lum. Name: SD08-25-XX-01 3000K RA90 15D	Lum. Catelog:	Test ID: 01
Lamp Name:	Lamp Catelog: LED	Test Lab: Quality Department
Manufacture: Shenzhen Norming Lighting	Test Machine:GON-2000	Test Date: 2022/09/14

Unified Glare Rating Table

Ceiling RCC	0.70	0.70	0.50	0.50	0.30	0.70	0.70	0.50	0.50	0.30
Wall RW	0.50	0.30	0.50	0.30	0.30	0.50	0.30	0.50	0.30	0.30
Floor RFC	0.20	0.20	0.20	0.20	0.20	0.20	0.20	0.20	0.20	0.20
Room Size	Vewed crosswise					Vewed endwise				
X=2H Y=2H	14.2	15.1	14.6	15.4	15.8	15.2	16.0	15.6	16.4	16.8
	14.9	15.7	15.4	16.1	16.5	15.8	16.6	16.3	17.0	17.4
	15.4	16.1	15.8	16.5	16.9	16.2	16.9	16.7	17.3	17.8
	15.9	16.5	16.4	16.9	17.4	16.7	17.3	17.2	17.8	18.2
	16.2	16.8	16.7	17.2	17.7	17.0	17.6	17.5	18.0	18.5
	16.6	17.1	17.0	17.5	18.0	17.3	17.9	17.8	18.3	18.8
X=4H Y=2H	14.4	15.1	14.8	15.5	15.9	15.3	16.0	15.7	16.4	16.8
	15.4	15.9	15.8	16.4	16.8	16.2	16.7	16.6	17.2	17.6
	16.0	16.5	16.5	16.9	17.4	16.7	17.2	17.2	17.7	18.2
	16.7	17.1	17.2	17.6	18.1	17.4	17.8	17.9	18.3	18.8
	17.1	17.5	17.6	18.0	18.5	17.8	18.2	18.3	18.7	19.2
	17.6	17.9	18.1	18.4	19.0	18.3	18.6	18.8	19.1	19.7
X=8H Y=4H	16.2	16.6	16.7	17.0	17.6	16.9	17.3	17.4	17.8	18.3
	17.1	17.4	17.7	17.9	18.5	17.8	18.1	18.4	18.6	19.2
	17.7	17.9	18.3	18.5	19.0	18.4	18.6	18.9	19.2	19.7
	18.4	18.6	19.0	19.1	19.8	19.1	19.3	19.6	19.8	20.4
X=12H Y=4H	16.2	16.5	16.7	17.0	17.6	16.9	17.2	17.5	17.8	18.3
	17.2	17.5	17.8	18.0	18.6	17.9	18.1	18.5	18.6	19.2
	17.9	18.1	18.5	18.6	19.3	18.5	18.7	19.1	19.3	19.9
Variations with the objerver position at spacings										
S=1.0H	0.1/-0.1					0.2/-0.2				
S=1.5H	0.3/-0.3					0.3/-0.3				
S=2.0H	0.4/-0.4					0.4/-0.4				
Reduced UGR Table:										
Nordic Standard Table:	BK0					BK0				
Correction Value	2.8					2.7				

o the CIE Pub.117,data has been corrected,refers to the lamp's lumens 8.2flm.

Candela Tabulation

V/H	C0.0	C90.0	C180.0	C270.0
γ 0.0	13720.5	13720.5	13720.5	13720.5
γ 5.0	10183.0	12677.1	10451.2	7913.3
γ 10.0	4924.3	6806.5	5226.2	3837.1
γ 15.0	2463.4	3264.5	2593.7	2051.8
γ 20.0	1375.3	1784.2	1451.3	1091.5
γ 25.0	665.6	913.4	704.4	467.4
γ 30.0	303.9	401.4	284.2	218.6
γ 35.0	184.3	225.8	157.8	134.8
γ 40.0	114.5	139.3	99.2	83.0
γ 45.0	68.7	84.5	62.7	52.4
γ 50.0	42.9	52.1	41.2	36.0
γ 55.0	33.1	36.5	33.6	30.3
γ 60.0	27.1	29.3	28.1	25.3
γ 65.0	21.3	24.0	22.7	20.2
γ 70.0	17.2	19.0	18.1	15.8
γ 75.0	13.5	14.9	14.4	12.7
γ 80.0	10.7	11.6	11.4	9.8
γ 85.0	8.4	9.3	9.2	7.6
γ 90.0	6.9	7.7	7.2	6.0
γ 95.0	6.1	6.4	5.8	5.0
γ 100.0	5.7	5.7	5.5	4.5
γ 105.0	5.1	5.6	4.7	4.1
γ 110.0	4.8	5.1	4.4	4.2
γ 115.0	4.7	4.4	4.5	4.3
γ 120.0	4.4	4.3	4.7	4.5
γ 125.0	4.5	4.7	5.3	5.1
γ 130.0	5.3	4.8	5.9	6.4
γ 135.0	7.0	6.3	7.9	8.2
γ 140.0	9.2	7.9	9.9	10.9
γ 145.0	12.5	11.1	12.3	13.7
γ 150.0	15.0	13.4	14.9	15.4
γ 155.0	16.5	15.7	16.7	16.2
γ 160.0	17.4	16.4	17.8	16.7
γ 165.0	17.5	16.9	17.8	16.9
γ 170.0	17.6	17.6	17.9	17.0
γ 175.0	16.8	17.3	17.1	16.0
γ 180.0	16.7	16.7	16.7	16.7